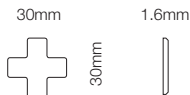


SWISS +

30 X 30MM METAL TILE

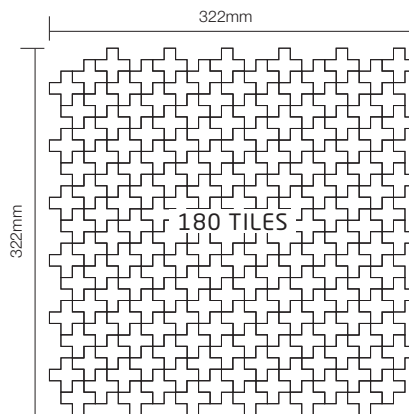
TILE SPECIFICATIONS

WIDTH	30mm
LENGTH	30mm
THICKNESS	1.6mm solid metal
GROUT LINE	1.32mm



- The authentic ALLOY solid metal mosaic tile, developed in 1998 for interior and exterior applications.
- Designed and manufactured from solid, high quality metal to create an unsurpassed metal tile finish to last a lifetime. Will not dent, crack or de-laminate.
- Face mounted for ease of installation, to protect the metal tile face and keep tiles in formation. The ALLOY developed system includes 2 layers of protective adhesive tape and film on the tile face. No backing mesh is used. See the [ALLOY Installation Guide](#) for details.
- Designed and made in Australia for consistent high quality.
- Diamond cutting discs are supplied which allow for very quick, low-burr cutting where necessary eg, edges, GPO's.
- Finishing pieces available to ensure the perfect installation where a full tile will not fit. ALLOY tiles are made from solid metal and have a specially chamfered edge.
- Grout - not required unless installed in a wet area. It is **essential** that an un-sanded, non-grit grout is used, we recommend Laticrete Smooth/1600 series.
- Adhesive - we recommend ALLOY One Pack Mastic (AOPM), available in black or white, specifically developed for ALLOY Tiles.
- Tile samples and AOPM can be ordered through [alloydesign.com.au](#)
- As a specialised metal tile, we recommend ALLOY tiles are installed by a DIY expert or professional tiler.

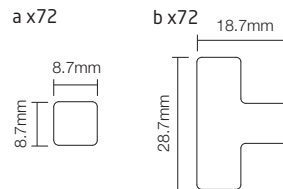
TILE SHEET



11.27 tile sheets per m²

FINISHING PIECES

Included 144 install pieces per 10 sheets



*NOT TO SCALE.